

### APPLICATION

Installation in Drywall, Plaster, Masonry, Tile or any flush surface

### FEATURES

- Drawn flanged door panel with rounded corners
- Concealed hinge and welds
- Galvanized steel material with white baked on polyester powder coat

### SPECIFICATIONS

**MATERIAL:** 12" x 12" and smaller are 20 gauge galvanized steel door & frame. Over 15" x 15" and larger are 18 gauge galvanized steel door & frame

**Door:** Flush To Frame- Drawn flanged door panel with rounded corners

**DOOR FRAME:** Drawn one piece trim flange and mounting frame

**HINGE:** Concealed

**STANDARD LATCH:** Slot Screwdriver operated cam latch

**OPTIONAL LATCHES/LOCKS:** Cylinder lock and key; allen spanner or torx head cam latch

**FINISH:** White baked on polyester powder coat



SKU: **UF-5500**

**UNIVERSAL FLUSH**

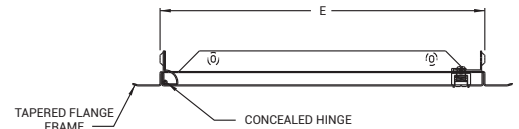


### DIMENSIONS AND APPEARANCE

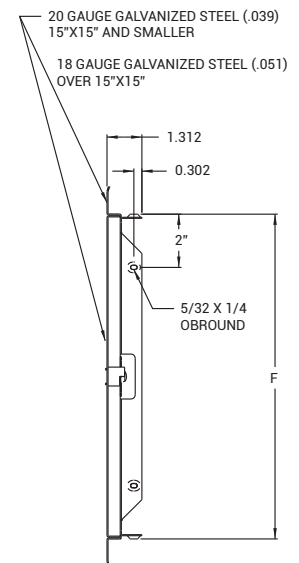
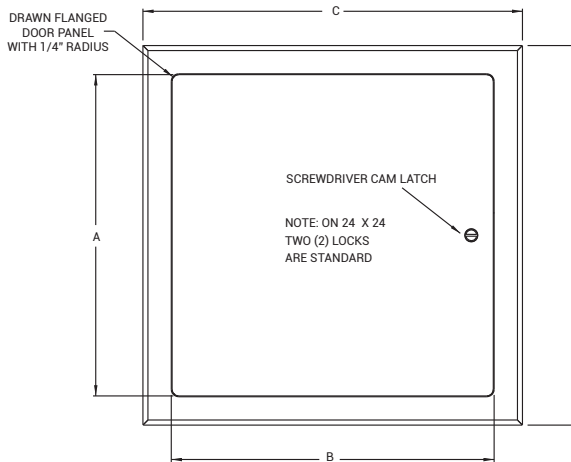
>> CLICK TO VIEW ADDITIONAL DETAILS AND PRICING <<

#### STANDARD SIZES:

DOOR SIZE W x H INCHES (MM)	LATCHES	WEIGHT	
		LBS	KG
6 x 6 (152 x 152)	1	1.5	0.68
8 x 8 (203 x 203)	1	2.0	0.91
12 x 12 (305 x 305)	1	2.5	1.14
15 x 15 (381 x 381)	1	5.5	2.5
18 x 18 (457 x 457)	1	7.5	3.41
24 x 24 (610 x 610)	2	12.0	5.45



Wall or ceiling opening is nominal door size + 3/8" (9 mm)  
For detailed specifications see submittal sheet



Proprietary property of Acudor Products, Inc., sold and distributed with proper authorization



For a complete list of options visit [www.AcudorAccessPanels.com](http://www.AcudorAccessPanels.com)

### PROJECT DATA

Custom Sizes Available - Fast!

PROJECT NAME :	QTY	W	H	OPTIONS
ARCHITECT :				
DEALER :				
CONTRACTOR :				
LOCATION :	SPECIAL INSTRUCTIONS :			
DATE :				
TAGGING INSTRUCTIONS :	SUBMITTAL APPROVAL : (signature or stamp)			

Scan or Click



To view Pricing and Additional Product Info.



TELEPHONE:  
1-888-622-8367  
FAX:  
1-888-626-2907



PO BOX 4668  
PMB 76520  
NEW YORK,  
NEW YORK 10163-4668  
US



WEBSITE:  
[www.AcudorAccessPanels.com](http://www.AcudorAccessPanels.com)  
E-MAIL:  
[info@AcudorAccessPanels.com](mailto:info@AcudorAccessPanels.com)

# UF-5500

# UNIVERSAL FLUSH ACCESS DOOR

NOMINAL DOOR SIZE	A	B	C	D	E	F	LOCK
Inches (mm)							
6 x 6 (152 x 152)	6.046 (154)	6.046 (154)	8.250 (210)	8.250 (210)	6.204 (158)	6.204 (158)	1
8 x 8 (203 x 203)	8.046 (204)	8.046 (204)	10.250 (260)	10.250 (260)	8.204 (208)	8.204 (208)	1
12 x 12 (305 x 305)	12.046 (306)	12.046 (306)	14.250 (362)	14.250 (362)	12.204 (310)	12.204 (310)	1
15 x 15 (381 x 381)	15.046 (382)	15.046 (382)	17.250 (438)	17.250 (438)	15.204 (386)	15.204 (386)	1
18 x 18 (457 x 457)	18.046 (458)	18.046 (458)	20.250 (514)	20.250 (514)	18.204 (462)	18.204 (462)	1
24 x 24 (610 x 610)	24.046 (611)	24.046 (611)	26.250 (667)	26.250 (667)	24.204 (615)	24.204 (615)	2

