

### APPLICATION

Designed to provide access in tiled walls, while maintaining an invisible, architecturally pleasing appearance.

### FEATURES

- Designed for installation in 5/8" cement board
- Aluminum Extrusion Door & Frame
- Dust seal gasket
- Concealed Touch latch

### SPECIFICATIONS

**MATERIAL:** Aluminum extrusion with tile backer fitted in door panel

**DOOR FRAME:** Aluminum extrusion 6063-T6 recessed to provide similar edge to drywall bead to allow for finishing of wall or ceiling surface.

**HINGE:** Wing hinge allows door panel to open to 90 degrees, and also allows for door panel to be removed from frame. Safety chain installed on door & frame for safety.

**GASKET:** Dust seal gasket

**STANDARD LATCH:** Concealed Touch Latches

**OPTIONAL LATCHES/LOCKS:** Slotted Screwdriver Cam Latch, allen head cam latch, spanner head cam latch, cylinder lock & key.

**FINISH:** Mill Finish



SKU: **DW-5058-TD**

**RECESSED ACCESS DOOR**

PANEL DOOR FOR TILE

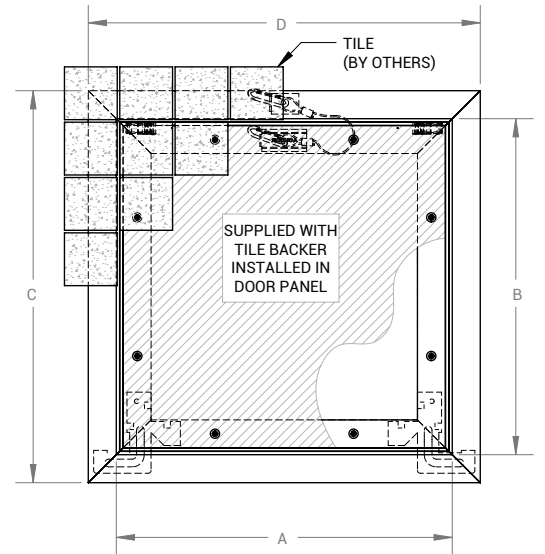
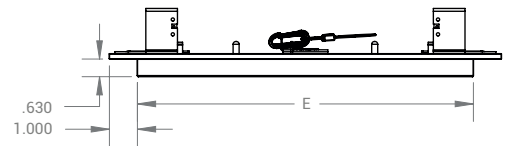
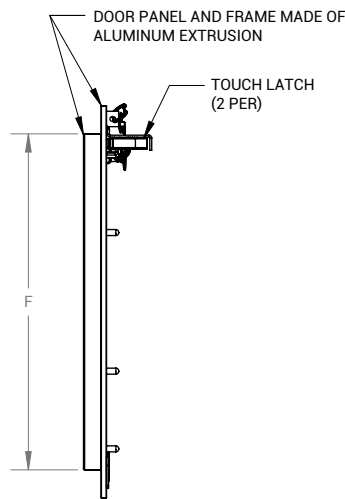
### DIMENSIONS AND APPEARANCE

>> CLICK TO VIEW ADDITIONAL DETAILS AND PRICING <<

#### STANDARD SIZES:

DOOR SIZE W x H INCHES (MM)	WEIGHT	
	LBS	KG
8 x 8 (203 x 203)	1.5	0.7
12 x 12 (305 x 305)	2.0	0.9
16 x 16 (406 x 406)	5.0	2.3
18 x 18 (457 x 457)	6.0	2.7
24 x 24 (610 x 610)	12.0	5.5
24 x 36 (610 x 914)	21.0	9.5

Wall opening is normal door size + 3/8" ( 9.5 mm)  
For detailed specifications see submittal sheet



For a complete list of options visit  
[www.AcudorAccessPanels.com](http://www.AcudorAccessPanels.com)

Proprietary property of Acudor Products, Inc., sold and distributed with proper authorization

### PROJECT DATA

Custom Sizes Available - Fast!

PROJECT NAME :	QTY	W	H	OPTIONS
ARCHITECT :				
DEALER :				
CONTRACTOR :				
LOCATION :	SPECIAL INSTRUCTIONS :			
DATE :				
TAGGING INSTRUCTIONS :	SUBMITTAL APPROVAL : (signature or stamp)			

Scan or Click



To view Pricing and  
Additional Product Info.



TELEPHONE:  
1-888-622-8367  
FAX:  
1-888-626-2907



PO BOX 4668  
PMB 76520  
NEW YORK,  
NEW YORK 10163-4668  
US

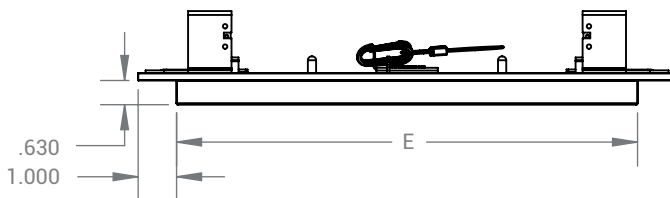


WEBSITE:  
[www.AcudorAccessPanels.com](http://www.AcudorAccessPanels.com)  
E-MAIL:  
[info@AcudorAccessPanels.com](mailto:info@AcudorAccessPanels.com)

## DW-5058-TD

## RECESSED WITH TILE BACKER

NOMINAL DOOR SIZE	A	B	C	D	E	F	LOCK
Inches (mm)							
8 x 8 (203 x 203)	7.750	7.750	10.000	10.000	8.000	8.000	2
12 x 12 (305 x 305)	11.750	11.750	14.000	14.000	12.000	12.000	2
16 x 16 (406 x 406)	15.750	15.750	18.000	18.000	16.000	16.000	2
18 x 18 (457 x 457)	17.750	17.750	20.000	20.000	18.000	18.000	2
24 x 24 (610 x 610)	23.750	23.750	26.000	26.000	24.000	24.000	2
24 x 36 (610 x 914)	23.750	35.750	26.000	38.000	24.000	36.000	2



DOOR FITTED WITH 5/8" THICK WATER, MOISTURE & MOLD RESISTANT TILE BACKER.

