

APPLICATION

Designed specifically for installation in drywall walls and ceilings after the drywall has been installed

PRODUCT FEATURES

- Formed door panel with flanges on four sides
- Unique concealed hinge, door flange is a perforated tapping bead with pre-punched holes

SPECIFICATIONS

MATERIAL: 20 gauge galvanized formed door panel, 26 gauge galvanized frame

DOOR: Formed door panel with multiple bends for added strength, flanged on four sides, Integral perforated tapping bead adds rigidity

HINGE: Concealed

STANDARD LATCH: Slot Screwdriver operated cam latch

OPTIONAL LATCHES/LOCKS: Cylinder lock and key, allen head cam latch, spanner head cam latch, torx

FINISH: 5 stage iron phosphate preparation with white baked-on polyester powder coat on door panel. Frame to be mill finish



SKU: **DW-5040**

FLUSH ACCESS DOOR

FOR DRYWALL



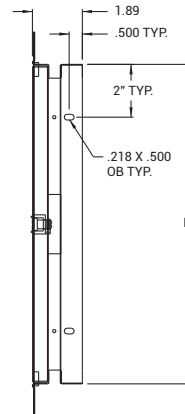
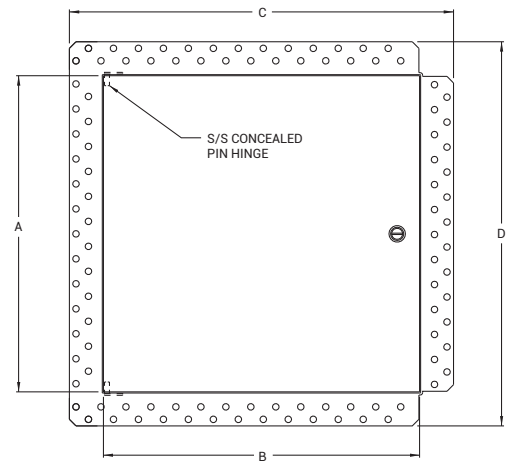
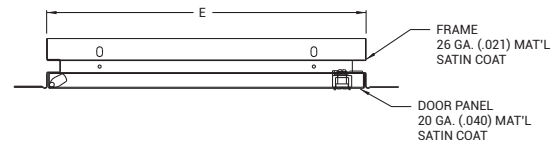
DIMENSIONS AND APPEARANCE

>> CLICK TO VIEW ADDITIONAL DETAILS AND PRICING <<

STANDARD SIZES:

DOOR SIZE W x H INCHES (MM)	LATCHES	WEIGHT	
		LBS	KG
6 x 6 (152 x 152)	1	1.50	0.68
8 x 8 (203 x 203)	1	2.00	0.91
10 x 10 (254 x 254)	1	2.50	1.14
12 x 12 (305 x 305)	1	3.00	1.36
14 x 14 (355 x 355)	1	5.00	2.27
16 x 16 (406 x 406)	1	5.50	2.50
18 x 18 (457 x 457)	1	6.00	2.73
22 x 22 (560 x 560)	1	8.00	3.64
24 x 24 (610 x 610)	1	9.00	4.09
24 x 36 (610 x 914)	2	13.0	5.91
30 x 30 (762 x 762)	2	15.0	6.82
36 x 36 (914 x 914)	2	21.0	9.55

Wall or ceiling opening is W + 3/8" (9 mm)
For detailed specifications see submittal sheet



Proprietary property of Acudor Products, Inc., sold and distributed with proper authorization



For a complete list of options visit
www.AcudorAccessPanels.com

PROJECT DATA

Custom Sizes Available - Fast!

PROJECT NAME :	QTY	W	H	OPTIONS
ARCHITECT :				
DEALER :				
CONTRACTOR :				
LOCATION :	SPECIAL INSTRUCTIONS :			
DATE :				
TAGGING INSTRUCTIONS :	SUBMITTAL APPROVAL : (signature or stamp)			

Scan or Click



To view Pricing and Additional Product Info.



TELEPHONE:
1-888-622-8367
FAX:
1-888-626-2907



PO BOX 4668
PMB 76520
NEW YORK,
NEW YORK 10163-4668
US



WEBSITE:
www.AcudorAccessPanels.com
E-MAIL:
info@AcudorAccessPanels.com

DW-5040

FLUSH FOR DRYWALL

NOMINAL DOOR SIZE	A	B	C	D	E	F	LATCH QTY
Inches (mm)							
6 x 6 (152 x 152)	6.00 (152)	6.00 (152)	8.57 (218)	8.57 (218)	6.12 (155)	6.12 (155)	1
8 x 8 (202 x 202)	8.00 (202)	8.00 (202)	10.57 (268)	10.57 (268)	8.12 (206)	8.12 (206)	1
10 x 10 (254 x 254)	10.00 (254)	10.00 (254)	12.57 (319)	12.57 (319)	10.12 (257)	10.12 (257)	1
12 x 12 (305 x 305)	12.00 (305)	12.00 (305)	14.57 (370)	14.57 (370)	12.12 (308)	12.12 (308)	1
14 x 14 (355 x 355)	14.00 (355)	14.00 (355)	16.57 (421)	16.57 (421)	14.12 (359)	14.12 (359)	1
16 x 16 (406 x 406)	16.00 (406)	16.00 (406)	18.57 (472)	18.57 (472)	16.12 (409)	16.12 (409)	1
18 x 18 (457 x 457)	18.00 (457)	18.00 (457)	20.57 (522)	20.57 (522)	18.12 (460)	18.12 (460)	1
22 x 22 (560 x 560)	22.00 (560)	22.00 (560)	24.57 (624)	24.57 (624)	22.12 (562)	22.12 (562)	1
24 x 24 (610 x 610)	24.00 (610)	24.00 (610)	26.57 (675)	26.57 (675)	24.12 (613)	24.12 (613)	1
24 x 36 (610 x 914)	36.00 (914)	24.00 (610)	26.57 (675)	38.57 (980)	24.12 (613)	36.12 (917)	2
30 x 30 (762 x 762)	30.00 (762)	30.00 (762)	32.57 (827)	32.57 (827)	30.12 (765)	30.12 (765)	2
36 x 36 (914 x 914)	36.00 (914)	36.00 (914)	38.57 (980)	38.57 (980)	36.12 (917)	36.12 (917)	2

