

### APPLICATION

For installation in drywall surfaces when it is required to conceal the door panel

### FEATURES

- Recessed 5/8" to receive drywall
- Door flange is a textured galvanized steel taping bead with pre-punched holes

### SPECIFICATIONS

MATERIAL: Steel Door 22 gauge

MOUNTING FRAME: 22 gauge

DOOR: Recessed 5/8"

DOOR FRAME: Galvanized steel drywall taping bead on all sides

HINGE: Concealed.

STANDARD LATCH: Slot Screwdriver operated cam latch

OPTIONAL LATCHES/LOCKS: Cylinder lock and key, allen head cam latch, spanner head cam latch

FINISH: Satin coat steel



SKU: **DW-5015**

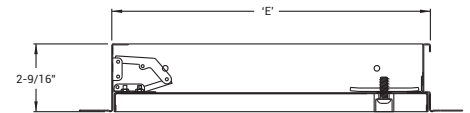
**RECESSED ACCESS DOOR**

### ■ DIMENSIONS AND APPEARANCE

>> CLICK TO VIEW ADDITIONAL DETAILS AND PRICING <<

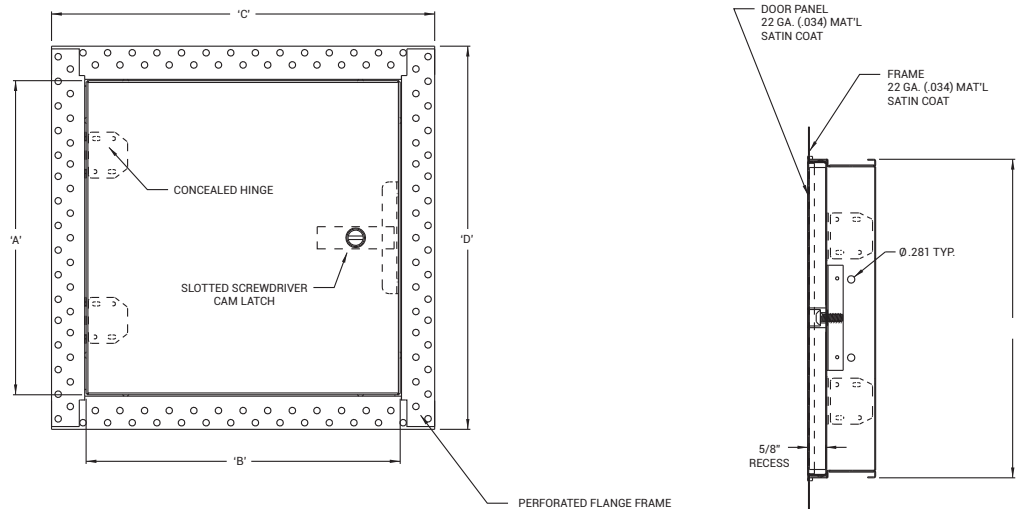
#### STANDARD SIZES:

DOOR SIZE W x H INCHES (MM)	LATCHES	WEIGHT	
		LBS	KG
8 x 8 (203 x 203)	1	2.65	1.2
12 x 12 (305 x 305)	1	3.45	1.5
18 x 18 (457 x 457)	1	6.65	3.0
24 x 24 (610 x 610)	1	10.40	4.7
24 x 36 (610 x 914)	2	16.35	7.4



\* Drywall Not Included

Wall or ceiling opening is W + 3/8" ( 9 mm)  
For detailed specifications see submittal sheet



Proprietary property of Acudor Products, Inc., sold and distributed with proper authorization





For a complete list of options visit  
[www.AcudorAccessPanels.com](http://www.AcudorAccessPanels.com)

### ■ PROJECT DATA

Custom Sizes Available - Fast!

PROJECT NAME :	QTY	W	H	OPTIONS
ARCHITECT :				
DEALER :				
CONTRACTOR :				
LOCATION :	SPECIAL INSTRUCTIONS :			
DATE :				
TAGGING INSTRUCTIONS :	SUBMITTAL APPROVAL : (signature or stamp)			

Scan  or  Click



To view Pricing and  
Additional Product Info.



TELEPHONE:  
1-888-622-8367  
FAX:  
1-888-626-2907



PO BOX 4668  
PMB 76520  
NEW YORK,  
NEW YORK 10163-4668  
US

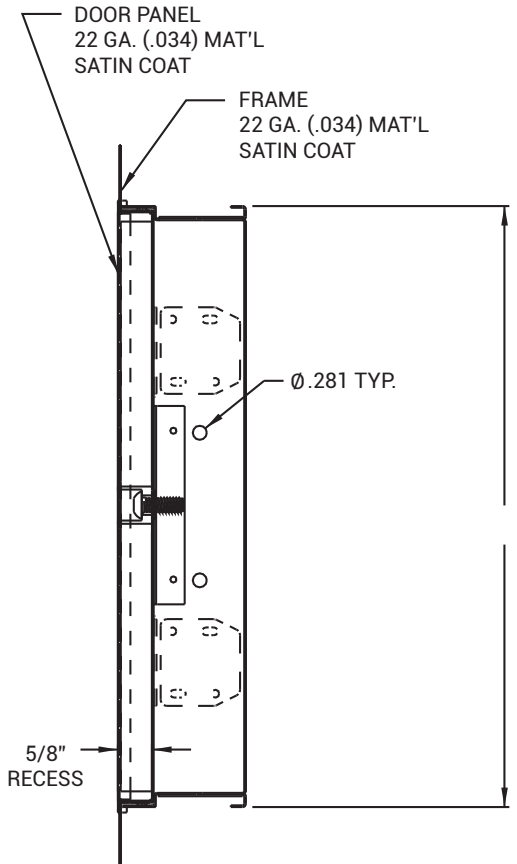
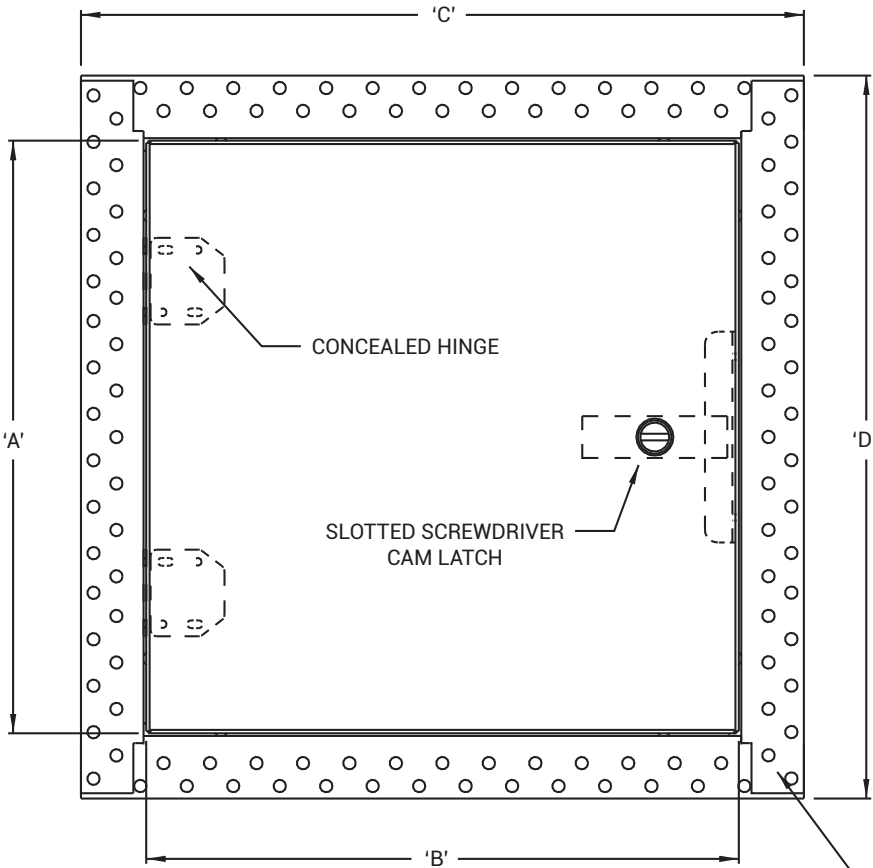
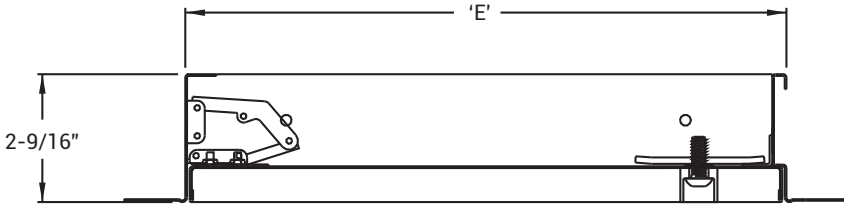


WEBSITE:  
[www.AcudorAccessPanels.com](http://www.AcudorAccessPanels.com)  
E-MAIL:  
[info@AcudorAccessPanels.com](mailto:info@AcudorAccessPanels.com)

# DW-5015

## RECESSED ACCESS DOOR FOR DRYWALL

NOMINAL DOOR SIZE	A	B	C	D	E	F	LOCK
Inches (mm)							
8 x 8 (203 x 203)	7.87 (200)	7.87 (200)	10.48 (266)	10.48 (266)	8.04 (204)	8.04 (204)	1
12 x 12 (305 x 305)	11.87 (301)	11.87 (301)	14.48 (368)	14.48 (368)	12.04 (306)	12.04 (306)	1
18 x 18 (457 x 457)	17.87 (454)	17.87 (454)	20.48 (520)	20.48 (520)	18.04 (458)	18.04 (458)	1
24 x 24 (610 x 610)	23.87 (606)	23.87 (606)	26.48 (673)	26.48 (673)	24.04 (611)	24.04 (611)	1
24 x 36 (610 x 914)	35.87 (911)	23.87 (606)	26.48 (673)	38.48 (977)	24.04 (611)	36.04 (915)	2



PERFORATED FLANGE FRAME